

# SAP01

## SAP Overview

### **COURSE OUTLINE**

Course Version: 15

Course Duration: 3 Day(s)

# SAP Copyrights and Trademarks

© 2014 SAP SE. All rights reserved.

No part of this publication may be reproduced or transmitted in any form or for any purpose without the express permission of SAP SE. The information contained herein may be changed without prior notice.

Some software products marketed by SAP SE and its distributors contain proprietary software components of other software vendors.

- Microsoft, Windows, Excel, Outlook, and PowerPoint are registered trademarks of Microsoft Corporation.
- IBM, DB2, DB2 Universal Database, System i, System i5, System p, System p5, System x, System z, System z10, System z9, z10, z9, iSeries, pSeries, xSeries, zSeries, eServer, z/VM, z/OS, i5/OS, S/390, OS/390, OS/400, AS/400, S/390 Parallel Enterprise Server, PowerVM, Power Architecture, POWER6+, POWER6, POWER5+, POWER5, POWER, OpenPower, PowerPC, BatchPipes, BladeCenter, System Storage, GPFS, HACMP, RETAIN, DB2 Connect, RACF, Redbooks, OS/2, Parallel Sysplex, MVS/ESA, AIX, Intelligent Miner, WebSphere, Netfinity, Tivoli and Informix are trademarks or registered trademarks of IBM Corporation.
- Linux is the registered trademark of Linus Torvalds in the U.S. and other countries.
- Adobe, the Adobe logo, Acrobat, PostScript, and Reader are either trademarks or registered trademarks of Adobe Systems Incorporated in the United States and/or other countries.
- Oracle is a registered trademark of Oracle Corporation
- UNIX, X/Open, OSF/1, and Motif are registered trademarks of the Open Group.
- Citrix, ICA, Program Neighborhood, MetaFrame, WinFrame, VideoFrame, and MultiWin are trademarks or registered trademarks of Citrix Systems, Inc.
- HTML, XML, XHTML and W3C are trademarks or registered trademarks of W3C®, World Wide Web Consortium, Massachusetts Institute of Technology.
- Java is a registered trademark of Sun Microsystems, Inc.
- JavaScript is a registered trademark of Sun Microsystems, Inc., used under license for technology invented and implemented by Netscape.
- SAP, R/3, SAP NetWeaver, Duet, PartnerEdge, ByDesign, SAP BusinessObjects Explorer, StreamWork, and other SAP products and services mentioned herein as well as their respective logos are trademarks or registered trademarks of SAP SE in Germany and other countries.
- Business Objects and the Business Objects logo, BusinessObjects, Crystal Reports, Crystal Decisions, Web Intelligence, Xcelsius, and other Business Objects products and services mentioned herein as well as their respective logos are trademarks or registered trademarks of Business Objects Software Ltd. Business Objects is an SAP company.
- Sybase and Adaptive Server, iAnywhere, Sybase 365, SQL Anywhere, and other Sybase products and services mentioned herein as well as their respective logos are trademarks or registered trademarks of Sybase, Inc. Sybase is an SAP company.

All other product and service names mentioned are the trademarks of their respective companies. Data contained in this document serves informational purposes only. National product specifications may vary.








These materials are subject to change without notice. These materials are provided by SAP SE and its affiliated companies ("SAP Group") for informational purposes only, without representation or warranty of any kind, and SAP Group shall not be liable for errors or omissions with respect to the materials. The only warranties for SAP Group products and services are those that are set forth in the express warranty statements accompanying such products and services, if any. Nothing herein should be construed as constituting an additional warranty.



# Typographic Conventions

American English is the standard used in this handbook.

The following typographic conventions are also used.

This information is displayed in the instructor's presentation	
Demonstration	
Procedure	
Warning or Caution	
Hint	
Related or Additional Information	
Facilitated Discussion	
User interface control	<i>Example text</i>
Window title	<i>Example text</i>



# Contents

ix **Course Overview**

**1 Unit 1: SAP, a Cloud Company**

1 Lesson: Identifying SAP Applications and Components

1 Lesson: Outlining New SAP Functionality

**3 Unit 2: SAP System Navigation**

3 Lesson: Accessing the SAP System

3 Lesson: Personalizing the User Interface

**5 Unit 3: System-Wide Concepts**

5 Lesson: Identifying SAP Organizational and Master Data Elements

**7 Unit 4: Logistics**

7 Lesson: Performing the Procure to Pay Business Process Steps

7 Lesson: Using Supplier Relationship Management (SRM) for Procurement and Sourcing Processes

7 Lesson: Integrating Ariba Functionality with Procurement in SAP Enterprise Resource Planning (ERP)

7 Lesson: Processing a Material Requirements Planning (MRP) Run

7 Lesson: Processing Production Orders

8 Lesson: Using Supply Chain Management (SCM) to Manage Supply and Demand

8 Lesson: Creating Sales Orders

8 Lesson: Creating a Delivery and Posting a Goods Issue

8 Lesson: Creating Sales Order Billing Documents

8 Lesson: Using Customer Relationship Management (CRM)

8 Lesson: Using Product Lifecycle Management (PLM)

<b>9</b>	<b>Unit 5: Financials</b>
9	Lesson: Identifying Financial Accounting Processes
9	Lesson: Using Financial Add-Ons for SAP Business Suite
9	Lesson: Creating a Journal Entry in the General Ledger
9	Lesson: Outlining the Outbound Payments Process in Accounts Payable
9	Lesson: Generating Financial Statements
9	Lesson: Outlining the Inbound Process in Accounts Receivable
10	Lesson: Outlining the Business Processes in Fixed Assets Accounting
10	Lesson: Analyzing Internal Costs in Management Accounting
10	Lesson: Monitoring Manufacturing Costs
10	Lesson: Analyzing Profitability
<b>11</b>	<b>Unit 6: Human Capital Management (HCM)</b>
11	Lesson: Identifying the Components of SAP Enterprise Resource Planning (ERP) HCM
11	Lesson: Outlining the HR Renewal Functionality
11	Lesson: Integrating SuccessFactors in the Cloud
<b>13</b>	<b>Unit 7: Analytics and Strategic Planning</b>
13	Lesson: Executing Analytics and Strategic Planning Reports
<b>15</b>	<b>Unit 8: SAP Services</b>
15	Lesson: Accessing SAP Services



# Course Overview

## **TARGET AUDIENCE**

This course is intended for the following audiences:

- Application Consultant
- Business Analyst
- Business Process Owner/Team Lead/Power User
- Change Manager
- Data Consultant/Manager
- Development Consultant
- Executive
- Industry Specialist
- Program/Project Manager
- System Architect
- Technology Consultant
- Trainer
- User



## Lesson 1: Identifying SAP Applications and Components

### Lesson Objectives

After completing this lesson, you will be able to:

- Identify SAP applications and components

## Lesson 2: Outlining New SAP Functionality

### Lesson Objectives

After completing this lesson, you will be able to:

- Outline the usage and functionality of SAP HANA
- Outline the usage and functionality of Cloud for Customer
- Describe the various aspects of SAP User Experience



## Lesson 1: Accessing the SAP System

### Lesson Objectives

After completing this lesson, you will be able to:

- Access the SAP system

## Lesson 2: Personalizing the User Interface

### Lesson Objectives

After completing this lesson, you will be able to:

- Personalize the user interface
- Use transaction codes and navigation options
- Locate Help on the SAP Easy Access screen



## Lesson 1: Identifying SAP Organizational and Master Data Elements

### Lesson Objectives

After completing this lesson, you will be able to:

- Identify the elements of SAP system-wide concepts





## **Lesson 1: Performing the Procure to Pay Business Process Steps**

### **Lesson Objectives**

After completing this lesson, you will be able to:

- Create a purchase order for materials
- Create a goods receipt
- Verify a vendor invoice

## **Lesson 2: Using Supplier Relationship Management (SRM) for Procurement and Sourcing Processes**

### **Lesson Objectives**

After completing this lesson, you will be able to:

- Define the SRM processes

## **Lesson 3: Integrating Ariba Functionality with Procurement in SAP Enterprise Resource Planning (ERP)**

### **Lesson Objectives**

After completing this lesson, you will be able to:

- Integrate Ariba functionality with procurement in SAP ERP

## **Lesson 4: Processing a Material Requirements Planning (MRP) Run**

### **Lesson Objectives**

After completing this lesson, you will be able to:

- Process an MRP run

## **Lesson 5: Processing Production Orders**

### **Lesson Objectives**

After completing this lesson, you will be able to:

- Create and release a production order
- Confirm a production order and goods receipt

## **Lesson 6: Using Supply Chain Management (SCM) to Manage Supply and Demand**

### **Lesson Objectives**

After completing this lesson, you will be able to:

- Use SCM to manage supply and demand

## **Lesson 7: Creating Sales Orders**

### **Lesson Objectives**

After completing this lesson, you will be able to:

- Create a sales order

## **Lesson 8: Creating a Delivery and Posting a Goods Issue**

### **Lesson Objectives**

After completing this lesson, you will be able to:

- Create a delivery and post a goods issue

## **Lesson 9: Creating Sales Order Billing Documents**

### **Lesson Objectives**

After completing this lesson, you will be able to:

- Create a sales order billing document

## **Lesson 10: Using Customer Relationship Management (CRM)**

### **Lesson Objectives**

After completing this lesson, you will be able to:

- Use CRM

## **Lesson 11: Using Product Lifecycle Management (PLM)**

### **Lesson Objectives**

After completing this lesson, you will be able to:

- Use PLM

## **Lesson 1: Identifying Financial Accounting Processes**

### **Lesson Objectives**

After completing this lesson, you will be able to:

- Outline the tasks associated with financial accounting

## **Lesson 2: Using Financial Add-Ons for SAP Business Suite**

### **Lesson Objectives**

After completing this lesson, you will be able to:

- Use financial add-ons for SAP Business Suite

## **Lesson 3: Creating a Journal Entry in the General Ledger**

### **Lesson Objectives**

After completing this lesson, you will be able to:

- Create a journal entry

## **Lesson 4: Outlining the Outbound Payments Process in Accounts Payable**

### **Lesson Objectives**

After completing this lesson, you will be able to:

- Process an outbound payment

## **Lesson 5: Generating Financial Statements**

### **Lesson Objectives**

After completing this lesson, you will be able to:

- Generate financial statements

## **Lesson 6: Outlining the Inbound Process in Accounts Receivable**

### **Lesson Objectives**

After completing this lesson, you will be able to:

- Outline the inbound process in accounts receivable

## **Lesson 7: Outlining the Business Processes in Fixed Assets Accounting**

### **Lesson Objectives**

After completing this lesson, you will be able to:

- Outline the business processes in fixed assets accounting

## **Lesson 8: Analyzing Internal Costs in Management Accounting**

### **Lesson Objectives**

After completing this lesson, you will be able to:

- Execute a cost center report
- Monitor internal costs using internal orders

## **Lesson 9: Monitoring Manufacturing Costs**

### **Lesson Objectives**

After completing this lesson, you will be able to:

- Monitor planned and actual manufacturing costs

## **Lesson 10: Analyzing Profitability**

### **Lesson Objectives**

After completing this lesson, you will be able to:

- Analyze profitability

## **Lesson 1: Identifying the Components of SAP Enterprise Resource Planning (ERP) HCM**

### **Lesson Objectives**

After completing this lesson, you will be able to:

- Identify the components of SAP ERP HCM
- Outline the organizational structure of SAP ERP HCM
- Maintain employee master data

## **Lesson 2: Outlining the HR Renewal Functionality**

### **Lesson Objectives**

After completing this lesson, you will be able to:

- Outline the functionality available with HR Renewal

## **Lesson 3: Integrating SuccessFactors in the Cloud**

### **Lesson Objectives**

After completing this lesson, you will be able to:

- Integrate SuccessFactors in the cloud



## Lesson 1: Executing Analytics and Strategic Planning Reports

### Lesson Objectives

After completing this lesson, you will be able to:

- Execute a sales report
- Create a business intelligence report





## Lesson 1: Accessing SAP Services

### Lesson Objectives

After completing this lesson, you will be able to:

- Explain the services offered by SAP